

Originalbetriebsanleitung,
vor der Benutzung gründlich lesen!

Original instructions,
read carefully before use!

Notice originale,
lire attentivement avant utilisation!

Manual original
¡lea cuidadosamente antes de usar!

Istruzioni originali,
leggere attentamente prima dell'uso!

Oorspronkelijke gebruiksaanwijzing,
voor gebruik aandachtig lezen!

Originální návod k obsluze,
před použitím si pozorně přečtěte!

Az eredeti üzemeltetési útmutató fordítása,
használat előtt figyelmesen olvassa el!

Akku – Handspritze

**Handheld battery
sprayer**

Pulvérisateur à batterie

Pulverizador electrico

Spruzzatore elettrico

Accu-sproeier

**Akumulátorový
postřikovač**

**Akkumulátoros
nyomáspermetező**

de

en

fr

es

it

nl

cs

hu

solo**Handheld battery sprayer 360 B
Original instructions**

Read this instruction manual carefully before first operation and strictly observe the safety regulations!

Changes to the scope of supply in form, technology and equipment are reserved. No claims can be derived from any information and figures in these original instructions.

The original packaging and, at the end of its service life, the sprayer must be properly disposed of according to the local environmental regulations.

The machine can be subject to national rulings for regular review by designated offices, as specified in directive 2009/128/EC.

Information about material ingredients (VO (EC) No.1907/2006 „REACH“) can be found on our homepage under: <https://de.solo.global/de/content/12-service>

1 EC declaration of conformity

SOLO Kleinmotoren GmbH, Industriestraße 9, D-71069 Sindelfingen, Germany, declares that the **handheld battery sprayer type 360 B** corresponds to the following the relevant provisions of the 2014/30/EU (EMC), 2011/65/EU (RoHS), and 2006/42/EC (machinery incl. 2009/127/EC) from the manufacturing date of 01/2022 onwards.

Sindelfingen, 01.06.2024

Sascha Luft, SOLO Kleinmotoren GmbH,
Industriestraße 9, D-71069 Sindelfingen
(managing director and documentation officer)

**UK
CA****UK - DECLARATION OF CONFORMITY**

We, SOLO Kleinmotoren GmbH, Industriestraße 9, D-71069 Sindelfingen, Germany declares under our sole responsibility that the product **handheld battery sprayer type 360 B** to which this declaration relates is in conformity with the essential requirements and other relevant requirements of the following regulations: Supply of Machinery (Safety) Regulations 2008, Electromagnetic Compatibility Regulations 2016, The restriction of the Use of Certain Hazardous Substances in Electrical and Electronic Equipment Regulations 2012

Sindelfingen, 01.06.2024
Sascha Luft (CEO)**2 Warranty**

Please observe that specific warranty conditions are valid in some countries. In doubt, ask your vendor.

No guarantee can be granted for any damage caused by:

- Non-observation of the original instructions.
 - Omission of necessary maintenance and cleaning work.
 - Wear and tear from regular use
 - Use of unapproved working tools.
 - Use of force, improper treatment, abuse or accident.
 - Manipulations by non-qualified persons or from improper repair attempts.
 - Unauthorized modifications to the device.
 - Use of unsuitable spare parts or non-genuine spare parts.
 - Use of unapproved chemicals or dilutions.
 - Damage caused by use in the rental business.
- Any warranty work must be performed by one of our authorised specialist vendors. Cleaning, care and standard adjustments are not accepted as warranty services.

For Australia only: Supplementary warranty notes specifically for Australia

To make a claim, contact Clayton Engineering, 26 French Ave, Brendale, Q, 4500 on phone 1300 798 022 or email sales@claytonengineering.com.au. You will be asked to provide proof of purchase and then will be instructed on the procedure for repairing or replacement of the product under warranty. All costs incurred for repair or replace, and additional claims can be discussed at this stage.

This warranty is provided in addition to other rights and remedies you have under law: Our goods come with guarantees that cannot be excluded under the Australian Consumer Law. You are entitled to a replacement or refund for a major failure and for compensation for any other reasonably foreseeable loss or damage. You are also entitled to have the goods repaired or replaced if the goods fail to be of acceptable quality and the failure does not amount to a major failure.

3 Safety provisions**3.1 Intended use**

- The pressure sprayer must only be used to apply the cleaning agents and disinfectants described below.

The media used generally must be released for application via pressure sprays by the manufacturer. Strictly observe the guide lines provided by the chemical manufacturer.

- Model series B
 - type **360 B** (EPDM seals) is suitable for application of pH-neutral to alkaline spraying agents in the pH range of 7 – 14
 - The pressure sprayer must not be used for all purposes not named above, such as
 - spraying of paints
 - distribution of
 - * flammable liquids
 - * sticky, residue-forming agents
 - * surfactants
 - * fluids with temperatures above 40 °C [104 °F]
 - * agents not intended for distribution by pressure sprayers
- and
- storage of fluids!

3.2 General safety notes



Read the original instructions before first use and keep it in a safe place.



Non-observation of information provided in these original instructions may potentially be fatal; the user is liable for any damage, direct or consequential, caused by this.

This appliance is not intended for use by persons (including children) with reduced physical, sensory or mental capabilities, or lack of experience and knowledge, unless they have been given supervision or instruction concerning use of the appliance by a person responsible for their safety. Children should be supervised to ensure that they do not play with the appliance.

The appliance must only be supplied at safety extra-low voltage corresponding to the marking on the appliance.

A lithium-ion battery is built into the spray head of the **360 B** sprayer. The battery is only to be used to operate this device. Do not remove the battery and keep the device away from open flames and do not expose it to direct sunlight or other heat. The battery must not be opened, disassembled or shredded.

Do not expose the appliance or battery to excessive temperatures.

Be aware of the risk of terminals of the battery-operated appliance or battery being shortcircuited by metal objects.

Ensure that the device with the rechargeable battery are disposed of or recycled at an official disposal or recycling facility for electrical equipment.

The original instructions must be kept on hand at the site of use of the sprayer at all times.

It must be read by all who are charged with any work with and on the device (including for maintenance, care and repair).

- Persons under the age of 18 must only work

under supervision with this sprayer.

- Keep persons and animals away from the working area. Never spray in the direction of any persons, animals or objects that could be hurt or damaged.
- This sprayer must only be passed on to persons who are familiar with this model, its operation and the original instructions.
- If you work with this sprayer, you should be physically fit, rested and healthy.
- Do not use the sprayer while under the influence of alcohol, drugs or medication.
- Never make any changes to existing safety provisions and operating parts.
- Replace damaged parts without delay. Only use SOLO genuine spare parts.
- Only use factory approved accessories and attachments for this sprayer.
- Empty and clean the sprayer according to the information in chap. 8.1 for this. Prevent unauthorised access to the machine.

3.3 Safe handling of spraying liquids





- Follow suitable procedures and use collection containers to prevent any contamination of the environment, the public waterways and/or storm water systems from chemical agents and cleaners. This can happen while mixing, filling, using, emptying, cleaning or during transport.
- Always collect chemical spray liquids and cleaners (including residues) in suitable containers and return them to collection points specified by the municipal administration.
- In case of skin or eye contact, rinse or flush the affected body parts with plenty of clean water. Seek medical advice without delay.
- Contaminated clothing should be changed at once.
- Never eat or drink while handling spray liquids
- If you feel nauseous during work, or if you are excessively fatigued, stop working at once. If the condition persists, seek medical advice without delay.
- Never permit children or persons work with or handle spraying liquids if they are not familiar with these substances.
- Never fill different spray solutions into the spray tank.
- When changing the spray solution, clean the spray tank and all parts that come in contact with the spray solution. Operate the sprayer with clear water first before filling the spray tank with the different spray solution.
- At the end of work, empty and clean the sprayer according to chap. 8.1, clean your face and hands thoroughly, take off work clothing and wash it regularly.

3.4 When transporting the sprayer

The lithium-ion battery is subject to the requirements of dangerous goods law. The device with built-in battery can be transported on the road by private users without any additional requirements. Only transport the device if the battery is undamaged. When shipping by third parties, special requirements for packaging and labeling may have to be observed.

- The device must be securely strapped down when transported on vehicles.
- Prevent leakages of spraying agents. The liquid tank of the sprayer and all liquid carrying hoses must be inspected regularly for leaks.

3.5 Work clothing /personal protection equipment (PPE)

-  Suitable and approved protective clothing that protects all body parts from contact with the spray solution must be worn.
- Wear firm shoes with good gripping soles.
-  Wear protective gloves with a slip-proof palm.
-  Use facial protection (e.g. protective goggles).
-  Use a breathing protection mask when using a dangerous spraying agent.

3.6 Before and during work

- Only use the device in an operationally safe condition. Check it before any use. If any irregularities, damage, leaks, or limited function occurs, stop using the device and contact the seller at once.
- The sprayer must only be operated by one person. There must be no other person within a radius of 15m [approx. 16 yards].

4 Operating and function parts



- 1 Adjustable spraying nozzle
- 2 Spray trigger button
- 3 Hand support
- 4 Tank screw connection
- 5 Spraying agent tank
- 6 USB charging cable
- 7 Connection socket for charging cable
- 8 Intake tube
- 9 Filter with weight

 Electrical equipment must not be disposed of as normal domestic waste.

■ Ensure that the device and all electrical accessories are disposed of or recycled at an official disposal or recycling facility for electrical equipment.

5 Charging the battery

Using a conventional USB charger plug, with an output voltage of 5.0V and a charging current of $\leq 1.0\text{A}$.

Battery charging temperature range: 0-40 °C. Charge the device before first use. For this, connect the USB plug of the charging cable to a USB power source of 5 V and the plug of the charging cable to the connection socket (7) of the battery-powered sprayer. The charging time is 1.5 h - 2 h. After that pull the charging cable out of the connection socket (7).

6 Preparing the spray liquid and filling the spray tank

Prepare the spray liquid according to the instructions of the chemical manufacturer. Only prepare dangerous spraying agent outdoors, never inside any living rooms, stables or storage rooms for food and feedstuffs.

To fill in the spraying liquid, open the tank screw connection (4) by turning it anti-clockwise. Do not use any tools for this!

Remove the entire spraying head (with the intake tube (8) and filter with weight (9) from the spraying agent tank.

Fill the tank up to the mark "1L" on the side of the spraying agent tank.

Overfilling the tank or spills can contaminate public waterways, rain- and storm water channel and must be avoided.

Wipe off spilled spray liquid without delay.

After filling, insert the spraying head again and screw it on tightly clockwise to prevent spraying agent from escaping.

7 Application

Do not operate the battery-powered sprayer without liquid. Running dry may damage the device.

7.1 Spraying

Do not use the sprayer in wind or rain.

Check the direction of the air movement before starting work and spray with the air movement, not against it.

Hold the battery-powered sprayer by the hand support (3).

Point the spraying nozzle at the target object from a distance of approx. 50 cm.

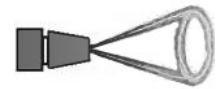
Push the spray trigger button (2) to start spraying, release the button to stop spraying.

The spraying pattern can be set by turning the spraying nozzle.

Turning anti-clockwise produces a narrow, strong jet.



Turning clockwise produces a fine, scattered mist pattern.



When the spraying output clearly drops, the battery needs to be recharged (see chap. 5)

7.2 Disposal of residual spray volume

Residual spray volumes of less than 20 ml [0.68 oz] are no longer pumped effectively. If you do not want to pour in any more spraying agent and want to terminate spraying, collect and dispose of the residual volumes in compliance with the applicable laws and provisions. Observe the specifications of the spraying agent manufacturer.

At the end of the work, empty and clean the sprayer according to chap. 8.1, wash face and hands thoroughly and take off the work clothing. Work clothing requires regular washing.

8 Cleaning and storage

8.1 Emptying and cleaning the spraying agent tank

Empty the spraying agent tank every day after use. Collect and dispose of the residual amount of the spraying agents in accordance with applicable laws and provisions. Observe the information from the spraying agent manufacturer. Flush the spraying agent tank well with clean water. Run the battery-powered sprayer once again with clear water. Let the spraying agent tank dry while open after cleaning.

8.2 Down periods and storage

Empty and clean the sprayer according to chap. 8.1.

Keep the sprayer protected from sunlight in a dry, frost-free and secure location at a temperature of max. 35 °C [95 °F].

No open fireplaces or similar must be nearby. Prevent unauthorised use – especially by children.

9 Technical data

Spray tank	Max. fill volume approx.	1.0 [0.66 gal]
Residual volume, (remaining liquid in tank that cannot be used)		< 20 ml [0.68 oz]
Operating pressure		2 bar [29 psi]
Permissible operating temperature		0–40 °C [32–104 °F]
Maximum application volume		0.33 l/min [0.087 USgal/min]
Filter	Mesh gauge	0.5 mm [0.020"]
Pump system		Micro-Pumpe
Rechargeable battery (Li-Ion)	Rated voltage	3,7 V
	Capacity	1,4 Ah
	Energy content	5.2 Wh
Output current		1,0 A
Charging time with minimum initial battery charge		Approx 1,5 h
Operating time with standard nozzle per charging cycle		Approx 1,0 h
USB charging output voltage		5,0 V
Weight	Ready for operation, empty	0.3 kg [0.7 lbs]
	Ready for operation, with max. filling volume	1.3 kg [2.9 lbs]
Dimensions	Height	270 mm [10.63"]
	Width	120 mm [4.72"]
	Depth	120 mm [4.72"]

SOLO Kleinmotoren GmbH

Industriestraße 9 **D-71069 Sindelfingen**
Postfach / PO Box 60 01 52 **D-71050 Sindelfingen**
DEUTSCHLAND / GERMANY
Tel.: +49 (0)7031 301-0 **Fax: +49 (0)7031 301-202**
info@solo-germany.com **http://solo.global**

solo[®]



SOLO Kleinmotoren GmbH

Industriestraße 9 D-71069 Sindelfingen

Postfach / PO Box 60 01 52 D-71050 Sindelfingen

DEUTSCHLAND / GERMANY

Tel.: +49 (0)7031 301-0

info@solo-germany.com <http://solo.global/>